


DATE	PROJECT	FIRM	TYPE
------	---------	------	------



Recessed, architectural luminaire with very low profile using a specially designed reflector optic to shield and control beam spread. Custom outputs and colors available.

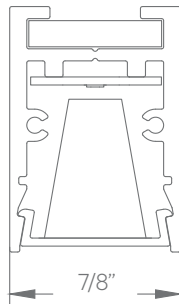
FEATURES

- Available In Custom Lengths & Long Runs (to the nearest 4" increment)
- Corners & Patterns Available (Consult Factory)
- Damp Location Rated
- CRI 90+ Standard
- 2700K, 3000K, 3500K, and 4000K Color Temperatures Available
- Rated Life- 100,000 hours at L70; 50,000 hours at L90

APPLICATIONS	Offices, Reception Areas, Retail, Video Conferences & Corridors		
CONSTRUCTION	Extruded Aluminum Housing With Die Cast Aluminum End Caps	OPTICS	Custom, Injection-Molded Reflector Optic per LED. Available in multiple beam configurations. See Below.
WARRANTY	5 Year Limited Warranty (Covers Standard Components)	FINISH	Standard Powder-Coated White or Black. Custom RAL Colors Available
FIXTURE RATINGS & CERTIFICATIONS	Union Made ETL Listed	Made In The USA Damp Location Rated	

ELECTRICAL 0-10V Remote Driver with 10% Dimming. 0-10 1% Dimming Driver also available.

EXTRUSION DIMENSIONS



LED SYSTEM INFORMATION

	Nominal System Watts	Nominal Delivered Lumens
Standard (LTG1)	5.25 W/ft	475 Lm/ft
Low (LTG2)	3.5 W/ft	350 Lm/ft
High (LTG3)	7.25 W/ft	720 Lm/ft

Based on a 3500K luminaire using one driver and 'BWW' option. Please consult factory for custom lumen outputs & wattage.

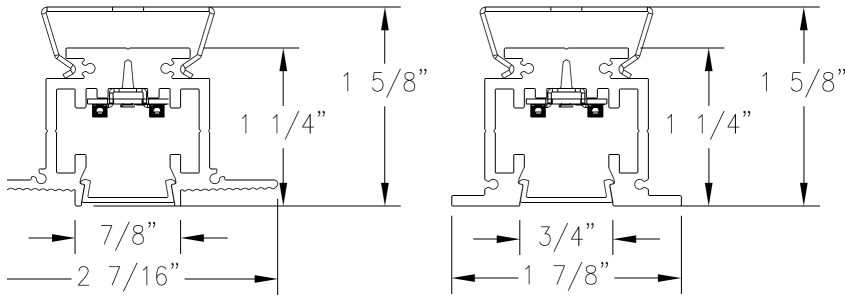
ORDERING	1	2	3	4	5	6	7	8	9	10
-----------------	---	---	---	---	---	---	---	---	---	----

1 - FIXTURE ID	2 - LENGTH	3 - COLOR TEMP	4 - LED SYSTEM	5 - VOLTAGE	6 - DRIVER (Remote)
KUSH LED SHARP REC	4 - 4 ft 8 - 8 ft x'-x" - Custom (specify length) **Patterns available consult factory	27 - 2700K/90 CRI 30 - 3000K/90 CRI 35 - 3500K/90 CRI 40 - 4000K/90 CRI	LTG1 - Standard LTG2 - Low LTG3 - High C - Custom Output (ie-C550Lm/ft)	UNV - Universal (120/277V)	DB - Standard 10% Dimming (0-10V) DB1% - 1% Dimming (0-10V) DB.01% - .01% Dimming (0-10V) LTEA - Lutron 2-wire 1% Dimming L3DA - Lutron 3-wire 1% Dimming LDE1 - Lutron Digital EcoSystem LDE5 - 5 Series EcoSystem; 5% Dimming

7 - FINISH	8 - MOUNTING	9 - OPTICS	11 - CIRCUIT (Optional)
W - White (Standard) BLK - Black	F - Flange NT - No Trim, Spackle Flange	BNB - Baffle Narrow - Black (32.5° Beam Spread) BWB - Baffle Wide - Black (48° Beam Spread) BNW - Baffle Narrow - White (36° Beam Spread) BWW - Baffle Wide - White (54° Beam Spread)	EM 120V - Emergency Pack EM 277V - Emergency Pack

DATE	PROJECT	FIRM	TYPE
------	---------	------	------

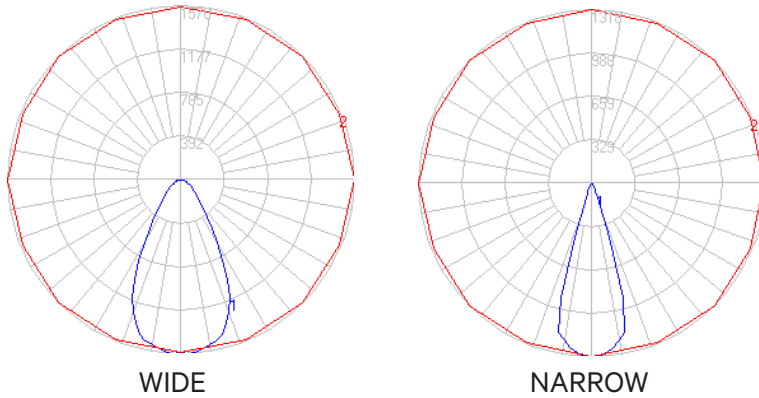
MOUNTING



No Trim Mounting

Flange Mounting

DISTRIBUTION




WIDE

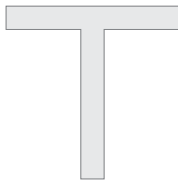
NARROW

CORNERS & PATTERNS

Available with 90° corners; **must consult factory.**



Square Patterns



T Patterns