



# KLR305

## Architectural Recessed 2X2 LED Volume Luminaire Ultra-Shallow Design

Fixture Type: \_\_\_\_\_

Job Information: \_\_\_\_\_  
\_\_\_\_\_  
\_\_\_\_\_

### SPECIFICATIONS:

#### LED MODULES:

- High performance linear configured LED module boards.
- Each board consists of multiple mid-power, high efficacy LEDs in a precise layout eliminating the need for supplemental heat sinking.
- The boards produce an even and diffuse light which maximizes optical efficiency.
- Compatible with the dimming performance of the LED driver.
- Color temperatures available: 3000K, 3500K and 4000K.
- Upon request: 5000K.

#### LED DRIVERS:

- Factory programmable constant current LED power supply.
- Multiple standard drive current outputs (factory set by Mercury) are cataloged with their corresponding lumen package offerings. Upon request, custom drive current outputs and lumen packages are available.
- Note: Certain cataloged lumen packages may be provided with a non-programmable constant current LED power supply at Mercury's discretion. Contact factory if critical.
- Universal voltage input, 120V-277V, 50HZ-60HZ.
- Specification grade dimming down to 1% on 0-10V dimming controls.

#### LED LUMEN PACKAGES:

- Cataloged standard lumen packages. See attached chart for full details.
- Custom lumen packages pre-set are optional with programmable drivers only. Contact factory for details.

#### HOUSING:

- All metal parts are fabricated in a computer-controlled operation from heavy gauge code grade cold rolled steel.
- Rivets hold all parts together for strength and unity.
- A custom formulated non-glare white powder coating is applied to the housing after fabrication providing a reflectivity of at least 90%.
- Optional heat removal feature; a series of slots in the housing allows ambient room air/heat to be vented to the plenum.

#### DIFFUSER:

- Architecturally-squared profile design.
- Extruded from custom formulated high transmission acrylic material.
- Linear ribbing for high LED performance.

#### STANDBY LIGHTING OPTION:

- Self contained module, 7W, 10W or 12W as specified. Battery backup upon loss of power.
- May not be available with some higher lumen packages. See Lumen package matrix.

#### INSTALLATIONS:

- Designed for installation into NEMA Type G lay-in acoustical grid ceiling systems, 1" grid or 9/16" fine-line grid.
- For NEMA Type F dry wall applications an additional flange kit must be used with Type G housing.
- Four pry-out style grid support clips are located on the housing sides.
- Four auxiliary suspension points are also provided for securing to building structure.
- A quick wiring access plate is located on back of the housing. Additional knockouts provided.
- Factory installed power whips as specified.

#### CERTIFICATE OF SAFETY COMPLIANCE AND LISTINGS:

- Luminaire: UL and CUL listed 1598 and bears their label. Suitable for damp locations.
- Optional: Suitable for wet locations marking is available. Contact factory for all details.
- IC rated. (Some higher lumen packages may not qualify. See Lumen Package matrix).
- DesignLights Consortium (DLC) qualified product.
- Not all versions of this product may be DLC qualified. See Lumen Package matrix or check at [www.designlights.org/QPL](http://www.designlights.org/QPL) to confirm.

### FEATURES:

- Ultra-shallow recessed 2X2 ambient LED luminaire featuring a single linear high transmission acrylic diffuser.
- Architecturally-squared diffuser envelopes the LED light source allowing maximum light transmission while eliminating pixilations and hot spots.
- Delivers a balanced amount of horizontal and vertical illumination.
- Digital LED technology provides high efficacy and energy efficiency.
- Multiple power and light levels are offered as standard to allow meeting design and energy needs per application. Custom factory set levels available on request.
- Lumen maintenance; Reported L70 (hours) & L80 (hours) > 60,000.
- CRI greater than 80.
- Fixture lumens per watt ratios up to 119.
- Optional heat removal feature allows ambient room air/heat to be vented to plenum.
- American Made.

Fixture Type: \_\_\_\_\_

Job Information: \_\_\_\_\_

**ORDERING DATA:** Fill in boxes below with corresponding bold options.

Example: KLR305-22G-5700-35K-1%-UNI-EM7


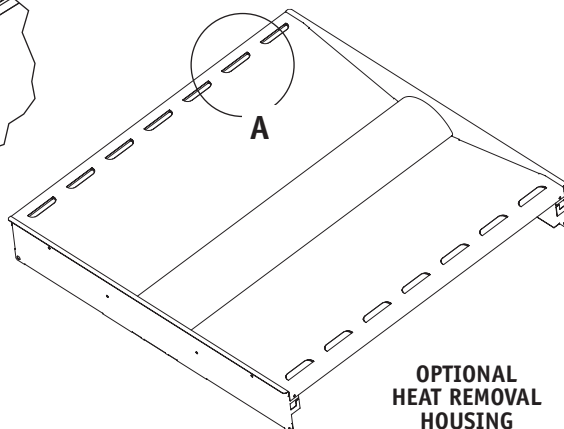
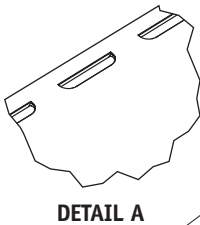
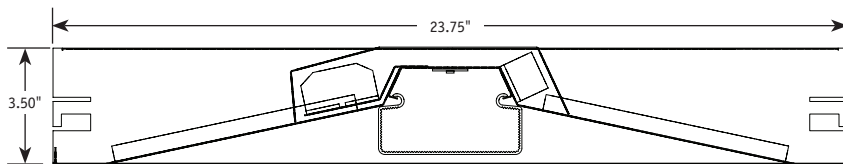
SERIES	MODULE SIZE/CEILING	NOMINAL LUMENS	COLOR TEMP	DRIVER	VOLTAGE	STANDBY LIGHTING OPTIONS	OPTIONS				
KLR305	22G 2X2 Module/ Nema Type G/Lay-In Grid, 1" or 9/16" Fine Line.	2200	30K	1% 0-10V 1% Dimming — As Specified	UNI	EM7 EM10 EM12	FLX				
		2600	35K				FLX2				
		3000	40K				WL				
		3400	50K Upon Request				HR				
		3800									
		4100									
		5500									
		XXXX									
		Custom Lumen Package. Contact Factory.									

### LUMEN PACKAGE

SERIES	MODULE SIZE	Nominal Lumen Package	Color	Fixture Power (W)	Delivered Lumens	Fixture LPW	IC Rated	Standby Lighting Option	DLC Listed
LR3(KLR305 2)									
		2200	3000K	19	2181	112	✓	✓	-
		2200	3500K	19	2181	112	✓	✓	-
		2200	4000K	19	2265	117	✓	✓	-
		2200	5000K	19	2305	119	✓	✓	-
		2600	3000K	24	2565	109	✓	✓	✓
		2600	3500K	24	2618	111	✓	✓	✓
		2600	4000K	24	2685	114	✓	✓	✓
		2600	5000K	24	2700	114	✓	✓	✓
		3000	3000K	28	2918	106	✓	✓	✓
		3000	3500K	28	2978	108	✓	✓	✓
		3000	4000K	28	3055	111	✓	✓	✓
		3000	5000K	28	3070	111	✓	✓	✓
		3400	3000K	32	3320	103	✓	✓	✓
		3400	3500K	32	3390	105	✓	✓	✓
		3400	4000K	32	3475	108	✓	✓	✓
		3400	5000K	32	3494	108	✓	✓	✓
		3800	3000K	36	3630	100	✓	✓	✓
		3800	3500K	36	3707	102	✓	✓	✓
		3800	4000K	36	3800	105	✓	✓	✓
		3800	5000K	36	3820	106	✓	✓	✓
		4100	3000K	36	3980	110	✓	✓	✓
		4100	3500K	36	4107	113	✓	✓	✓
		4100	4000K	36	4190	115	✓	✓	✓
		4100	5000K	36	4231	117	✓	✓	✓
		5500	3000K	51	5315	104	✓	✓	✓
		5500	3500K	51	5481	108	✓	✓	✓
		5500	4000K	51	5592	110	✓	✓	✓
		5500	5000K	51	5647	111	✓	✓	✓

### PHOTOMETRICS:

Actual wattage may differ by +/- 5% when operating between 120V-277V +/- 10%.



Detail