

508KL WM



DATE _____

JOB NAME _____

TYPE _____

Features	Applications
<ul style="list-style-type: none"> • Clean appearance with perforated metal slots • Wall bracket mounted • Steel housing and ends caps with textured finish • Uses T8, T5 or T5HO lamps 	<ul style="list-style-type: none"> • Office Areas • Retail Stores • Class Rooms • Libraries • Restaurants

Series	Size	Lamps	Watts	Voltage	Mounting	Options
508KL WM	4FT (NOMINAL) 8FT (NOMINAL) XFT (CONTINUOUS ROW MOUNTING)	1 2	32WT8 28WT5 54T5HO	120 277 UNV	WB WB—Wall Bracket	EM —EM Pack 1-Lamp EM2 —EM Pack 2-Lamp (T8 ONLY) DB —Dimming Ballast SC —Separate Circuit CC —Custom Color

Details

Application Features: Specification grade, suspended, high performance architectural luminaire. For use in indoor applications where a T8, T5 or T5HO direct/indirect luminaire with maximum uplight as well as glare-free downlight is required. Available as individual fixtures or with end and intermediate units for mounting in continuous rows. Fixtures designed to mount on 4 foot and 8 foot centers.

Construction: Durable cold rolled 20 ga. steel body. Sufficient knock-outs provided for connections and through wiring.

Finish: White powder coated finish.

Electrical: Electronic ballasts are class P, thermally protected.

Approvals: Union made, UL Listed, and manufactured in the US.

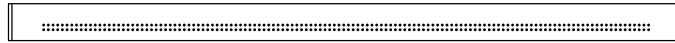
Optics: 95% enhanced anodized aluminum reflector and housing with slots with perforated metal.

Options: Emergency Battery Backup, Dimming Ballast, Separate Circuit, Custom Colors

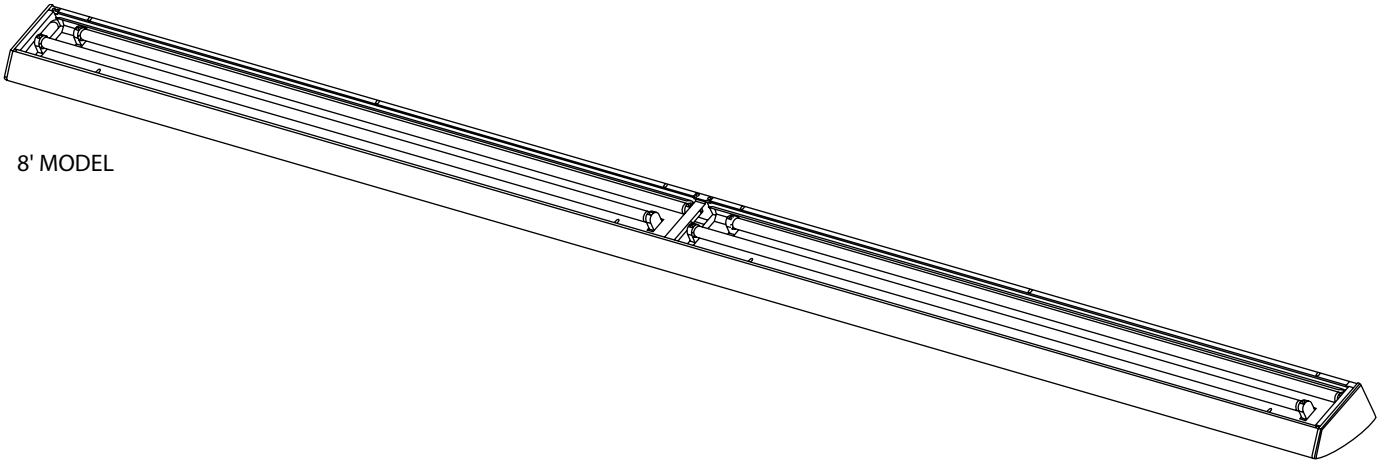
Light Distribution:
Indirect—95% Direct—5%

508KL WM

FRONT VIEW



8' MODEL



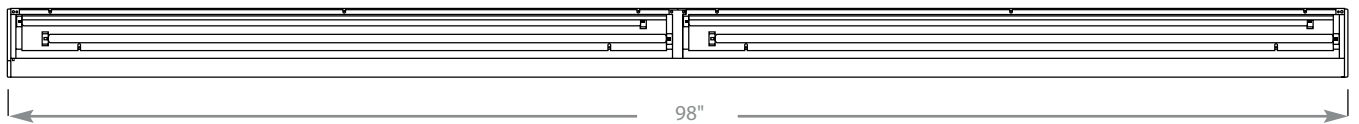
4' MODEL

TOP VIEW



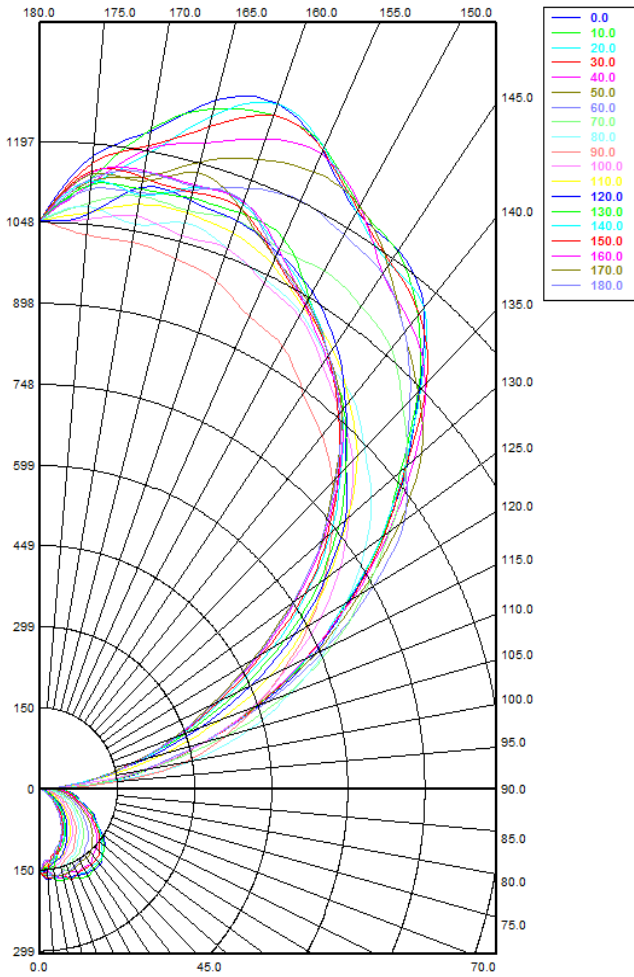
8' MODEL

TOP VIEW



508KL WM

Photometrics:



Candela Distribution (continued):

	160.00	170.00	180.00
0.0	154.93	154.93	154.93
5.0	135.45	139.48	131.67
10.0	130.90	130.86	139.00
15.0	118.62	121.40	114.62
20.0	112.49	107.50	108.26
25.0	96.93	95.89	95.15
30.0	82.30	82.54	86.26
35.0	67.51	68.73	67.79
40.0	58.12	55.54	55.96
45.0	45.06	42.23	42.50
50.0	33.17	30.90	31.44
55.0	21.78	18.69	17.74
60.0	11.39	9.72	9.69
65.0	2.82	1.40	1.26
70.0	0.00	0.00	0.00
75.0	0.00	0.00	0.00
80.0	0.00	0.00	0.00
85.0	0.00	0.00	0.00
90.0	1.34	1.28	1.10
95.0	42.70	42.67	43.30
100.0	116.33	114.12	116.55
105.0	191.10	190.85	194.99
110.0	283.75	278.89	280.95
115.0	372.25	367.73	373.34
120.0	485.86	472.77	480.82
125.0	604.01	596.03	599.03
130.0	718.43	713.84	713.52
135.0	823.06	811.80	816.00
140.0	912.90	914.96	908.36
145.0	972.43	979.78	980.03
150.0	1028.70	1040.37	1035.83
155.0	1099.23	1081.63	1085.58
160.0	1154.09	1139.87	1156.76
165.0	1156.84	1179.45	1153.97
170.0	1159.99	1140.23	1158.79
175.0	1143.71	1141.68	1132.19
180.0	1051.39	1051.39	1051.39

Total Luminaire Optical Efficiency = 76%

Coefficients of Utilization - Zonal Cavity Method

pfc = 0.20

pcc-> .8 .7 .5 .3 .0

pw-> .7 .5 .3 .0 .7 .5 .3 .0 .5 .3 .0 .5 .3 .0

RCR

0	73	73	73	73	64	64	64	64	46	46	46	30	30	30	15	15	15	8
1	67	64	61	57	58	55	53	50	40	39	37	26	25	24	12	12	12	6
2	61	55	51	46	52	48	45	40	35	33	30	23	21	20	10	10	10	5
3	55	49	43	38	48	42	38	33	31	28	25	20	18	16	8	8	8	4
4	50	43	37	31	44	37	33	28	27	24	21	18	16	14	7	7	7	4
5	46	38	32	26	40	33	28	23	24	21	17	16	14	12	6	6	6	3
6	42	34	28	22	37	30	25	20	22	18	15	14	12	10	5	5	5	3
7	39	30	25	19	34	26	22	17	19	16	13	13	11	9	5	5	5	2
8	36	27	22	17	31	24	19	15	17	14	11	12	10	8	4	4	4	2
9	33	25	19	14	29	22	17	13	16	13	10	10	9	7	4	4	4	2
10	31	22	17	13	27	20	15	11	14	11	9	10	8	6	3	3	3	2

Zonal Lumen Summary

Zone	Lumens	%Lamp	%Fixt
0- 30	119	2.0	2.7
0- 40	194	3.3	4.5
0- 60	343	5.9	7.9
0- 90	453	7.8	10.4
90-120	904	15.6	20.8
90-150	2922	50.4	67.3
90-180	3891	67.1	89.6
0-180	4344	74.9	100.0